

SUGGESTIONS FOR THE USE AND CARE OF

# American Beauty

## ELECTRIC SOLDERING IRONS

Make certain that voltage of circuit conforms to the voltage rating marked on soldering iron.

Clean the work well before attempting to solder. Use a mild acid, or soldering paste, as a flux.

Allow soldering iron to attain full working temperature (five or ten minutes connected to current) before beginning work. The soldering iron must be heated sufficiently to heat the work properly and sweat the solder home.

**Remove Copper Tip Regularly** — Daily if used all day long, or weekly if used intermittently. Unless tip is removed regularly and the accumulated oxide removed, "freezing" of tip to the core of element is likely.

Keep copper tip tinned. When necessary, use a file for cleaning tip. Full efficiency of the soldering iron is dependent upon properly cleaned and tinned tip.

American Beauty copper tips should be used in American Beauty soldering irons. They are the proper length and diameter and are treated to reduce oxidation to a minimum.

Do not allow soldering iron to remain with current turned on for long periods without any work to do. Continuous overheating causes oxidation and tends to shorten life of soldering iron.

For intermittent service where it is desirable to maintain the iron either at working or a lower temperature, the Catalog No. 475 Temperature Regulating Stand is recommended, having been specially designed for the purpose. (See illustration and description on other side of this sheet.)

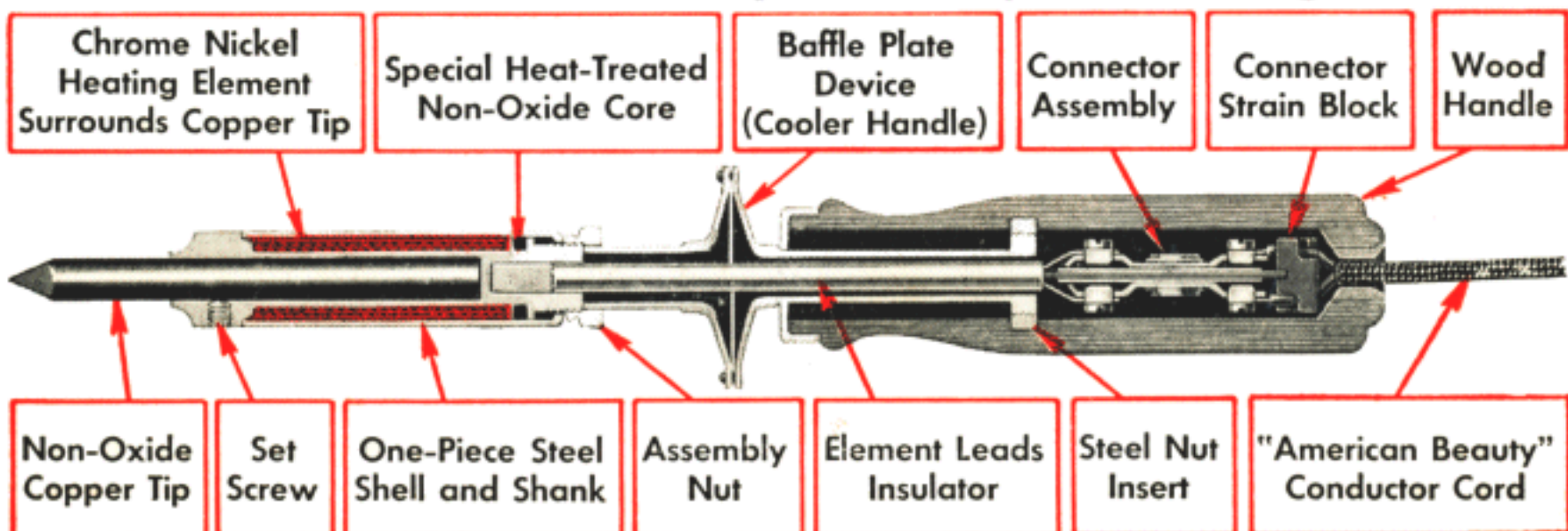
Maintain cord free from kinks to prevent unnecessary breaks. Avoid dragging of cord across work bench or other hard surfaces to prevent unnecessary wear on outer covering.

Do not cool off soldering iron by immersing in water or liquid of any kind.

### TO TAKE Cat. No. 3138 to 3198 SOLDERING IRONS APART

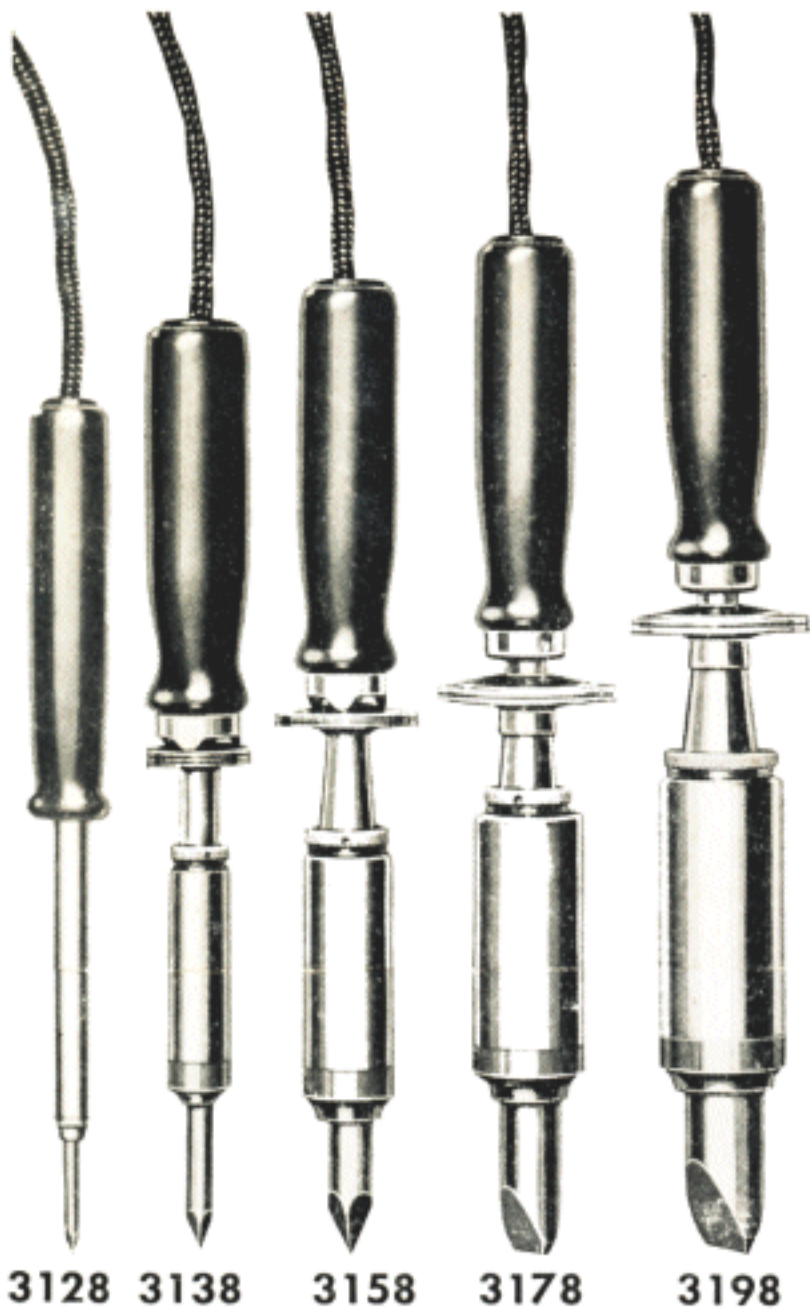
Do not take soldering iron apart unnecessarily. If necessary to do so, first, unscrew wood handle; then, disconnect element leads; next, unscrew spanner nut that holds core of heating element in outer casing. Heating element should then be carefully withdrawn.

The No. 3128 iron differs in element and casing construction from the 3138 to 3198 series. The element casing, handle springs and terminal assembly are assembled as a unit. Handle is removable by backward pull from casing.



This illustrates the simple design, sturdy construction, and the outstanding of the many exclusive features of the American Beauty Soldering Irons.





The American Beauty Electric Soldering Iron is a tool of the highest quality and will stand considerable abuse and neglect, but the exercise of care will repay the user in lasting and satisfactory service.

**No. 3128 — 60 watt** — With  $\frac{1}{4}$ " tip for radio and similar light work.

**No. 3138 — 100 watts** — With  $\frac{3}{8}$ " tip, for radio, telephone, telegraph and light work.

**No. 3158 — 200 watts** — With  $\frac{5}{8}$ " tip, for medium-light or medium work.

**No. 3178 — 300 watts** — With  $\frac{7}{8}$ " tip, for medium-heavy work.

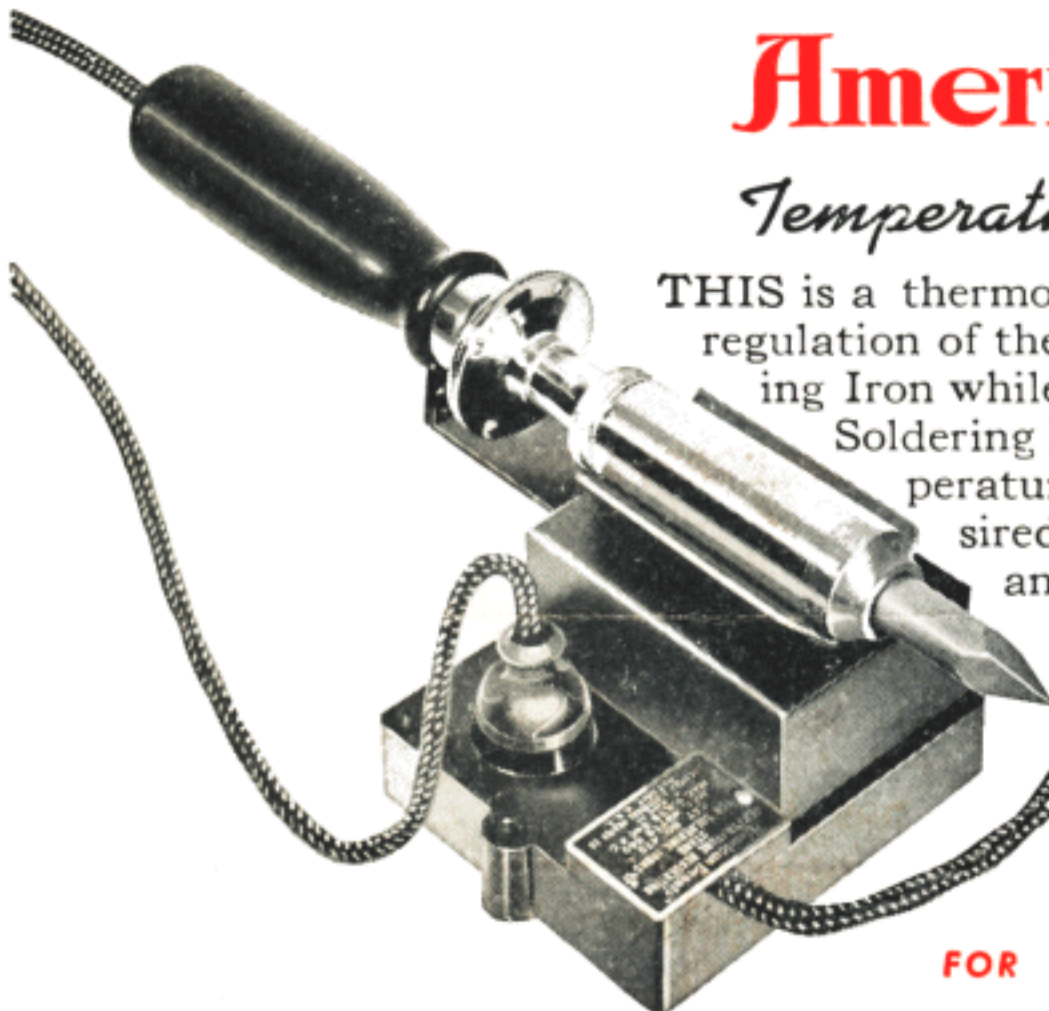
**No. 3198 — 550 watts** — With  $1\frac{1}{8}$ " tip, for heavy work.

Do not expect a small Soldering Iron to do the larger and heavier work. Use an iron of the proper size.

**FOR USE ON EITHER (AC) OR (DC) CURRENT**

## American Beauty

### Temperature Regulating Stand



THIS is a thermostatically controlled device for the regulation of the temperature of an Electric Soldering Iron while at rest. When placed on this stand, Soldering Iron is maintained at working temperature, ready for instant use or, if desired, at a lower temperature. Through an adjustment on the bottom of stand the thermostat may be set for the maintenance of any desired temperature—from very low, or warm, to full working temperature. It is designed for use with Electric Soldering Irons up to 660 watts capacity and on circuits up to 240 volts.

**FOR (AC) CURRENT ONLY**

**Melting Cup or Ladle**

**Die Blank for Branding**



We call attention to illustrations of Melting Cup or Ladle and Die Blank for Branding which may be used in connection with American Beauty Electric Soldering Irons. . . . If interested, write for further particulars.

**AMERICAN ELECTRICAL HEATER COMPANY**

**DETROIT 2, MICHIGAN**

established 1894

**FREE DOWNLOAD - NOT FOR RESALE**



**Publication Provided By  
Steve's Antique Technology**

**www.StevenJohnson.com**