

ADVERTISED IN
LIFE

ADVERTISED IN
The Saturday Evening
POST



How To Use
Your

Weller®

SOLDERING GUN

File available free at StevenJohnson.com
Not for re-sale in any form

YOU NOW OWN . . .

the finest, most dependable soldering gun available. Weller invented the instant-heat soldering gun and is the world's largest producer. This modern electric tool gives you:

INSTANT HEAT—full heat is instantly "on", instantly "off" when you pull or release the trigger; no wasted time or current; never any need to unplug your Gun.

PREFOCUSED SPOTLIGHT—that illuminates your work, and speeds completion of your job.

Many Weller Gun Models (8200, D-440 and D-550) give you an added, exclusive feature:

DUAL HEAT—Triggermatic control switches instantly to "high" or "low" heat as your job requires. Tip life is increased by using "high" heat only when necessary.

All Weller Soldering Guns are equipped with superior quality Wellertips. An advanced type Wellertip is furnished for the latest model Guns (8200 and 8100B):

HIGH EFFICIENCY TIP—this Wellertip combines the superior heat transfer qualities of copper with iron-plating for durability and long life to give you unsurpassed soldering efficiency.

UL APPROVED—all model Weller Guns operate on 110-120 volts A.C., and are approved by the Underwriters' Laboratories and the Canadian Standards Association.

TO OPERATE . . .

Your new Weller Gun is designed for fast, easy operation and expert results. With proper use and reasonable care it will give many years of service. It is a self-contained tool with a built-in transformer.

- **Keep soldering tip clean and well tinned. Clean tip the first time it is heated. Remove any oxide by sanding or scraping.**

- All-purpose solder is satisfactory for general use. Use rosin core solder for radio and TV work. Use acid flux only where residue can be washed away. Acid fluxes will reduce the life of your Wellertip.

- **Clean thoroughly all metals to be soldered.**

- To solder place Wellertip in contact with the metal, feed a little solder to the tip to release the flux, then apply solder to the work until it flows freely. Withdraw the Gun immediately and release the trigger.

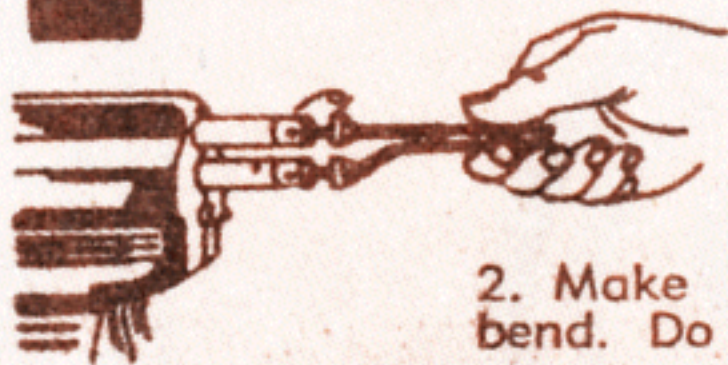
- **For full constant heat, make sure tip-fastening nuts are tight.**

- To remove oxidation that may form after long use, back off the tip-fastening nuts $\frac{1}{4}$ turn, then retighten. This restores electrical contact and full heat.

TO REPLACE TIP . . .



1. Place tip fastening nuts on the new Wellertip and insert as shown at left. Do not insert too far; bend should be kept as short as possible.



2. Make sharp right angle bend. Do not overbend.



3. Insert tip assembly into tubing studs.



4. Tighten securely with tip wrench. Failure to do this will result in improper or no heating.

REPLACEMENT TIPS . . .

Do not use tips of substitute materials. Unsatisfactory operation or damage to your Gun may result. **ALWAYS USE GENUINE WELLER-TIPS**—available at Electronic Parts Distributors, Hardware Dealers and Weller Service Centers. Tip types are specified by Gun models on the back of this booklet.

OTHER USES . . .

for your Weller Soldering Gun include many homecraft and hobby jobs; fun for the whole family, in addition to regular soldering.



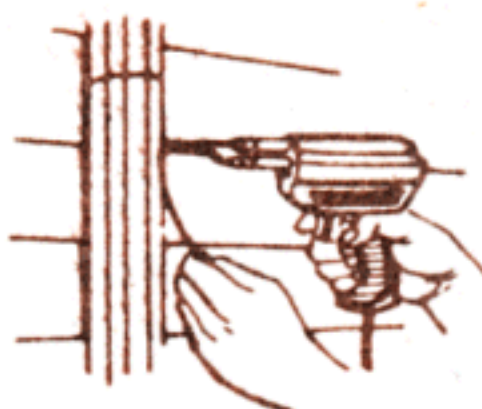
Removing hard putty from window panes




Constructing model railroad equipment



Assembling Hi-Fi kits, radio sets, etc.



Repairing downspouts and gutterpipe



Fixing appliances, lamps, door chimes, etc.

Weller Soldering Tips — your guide to easier soldering; lists do's and don't's; gives techniques for a wide variety of soldering situations.



Send 15c in stamps or coins to: Weller Electric Corp., 601 Stone's Crossing Road, Easton, Pa.

WELLERTIPS

For Gun Models 8100B 8200K 8250A D-440 D-550

Soldering Tips	No. 8125 pkg. of 2 50c list	No. 8125 pkg. of 2 50c list	No. 7250 pkg. of 2 50c list	No. 7135 pkg. of 2 35c list	No. 7250 pkg. of 2 50c list
Soldering Tips			No. 7550 pkg. of 2 75c list		No. 7550 pkg. of 2 75c list
Cutting Tips	No. 6110 50c list	No. 6110 50c list	No. 6130 50c list	No. 6110 50c list	No. 6130 50c list
Smoothing Tips	No. 6120 50c list	No. 6120 50c list	No. 6140 50c list	No. 6120 50c list	No. 6140 50c list

OTHER FINE WELLER TOOLS

DUAL HEAT SOLDERING GUN KIT—Model 8200K
\$7.95 list. 90/125 watts gun in kit form with soldering accessories.

SINGLE HEAT SOLDERING GUN—Model 8100B
\$6.44 list. 100 watts.

HEAVY-DUTY SOLDERING GUN—Model 8250A
\$12.95 list. 250 watts.

HEAVY-DUTY SOLDERING KIT—Model 8250AK
\$14.95 list. 250 watts gun in metal kit with soldering accessories.

LIGHT-DUTY PROFESSIONAL GUN—Model D-440
\$12.95 list. 100/150 watts.

HEAVY-DUTY PROFESSIONAL GUN—Model D-550
\$16.95 list. 200/275 watts.

POWER SANDER—Model 700 \$13.48 list. Extra large sanding area, straight-line action, less than 3" high, fits into low places, never bucks or scars wood.

SABRE SAW—Model 800 \$14.95 list. Makes every kind of cut in plywood, aluminum, composition board, etc; makes its own starting hole.